

# Instruction


Detail instruction for the most important pages.

Log in to be able to connect to social network and trade with friends. As well as access to other features.

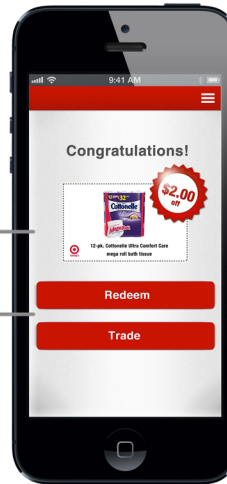


The basic function will work, but user can not access to other features.

It will be automatically pushed to users smartphones as soon as they entering the store.

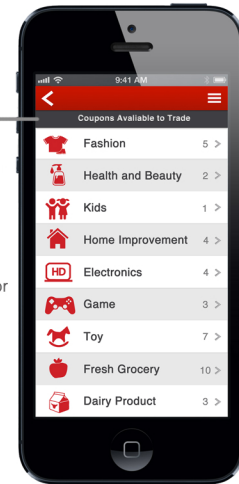


This shows what's behind the barcode. It could be a coupon, a gift card, or just a greeting from Target.



If it is a coupon. This two buttons allow user to make a choice between redeem and trade.

This page shows available coupon for trade now.




After the user chose to trade it with someone in store, then an navigation map will guide the user to find the other one.

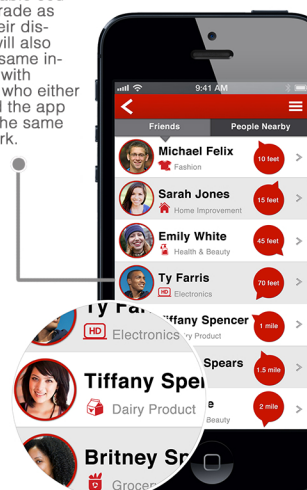


Once the user finds the other one then click the button to trade.

On this page user can make the choice between bump or send to trade.



This page shows friends who are using this app and their available coupons for trade as well as their distance. it will also show the same information with strangers who either registered the app or under the same wifi network.



Under the meun user can check the available coupons under his/her account; track coupons he/she traded or redeemed; his/her savings and how much he/she helped others to save; friends and people nearby; and log out.

